

# **DARTSLIVE2**

## **THE GAME GUIDE** **WELCOME TO DARTSLIVE**

<http://www.dartslive.com/>



**DARTSLIVE**

©DARTSLIVE CO., Ltd.

Ver.3.0 2012.09

# What's DARTSLIVE2!?

The dart machine, connecting players all over the world!



## "Illuminated Target" jazz up your darts experience!



LED illuminated dartboard target adds more excitement to the game of darts. Also, the specific target segments light up during the game to indicate where you should aim at.

## Personalize your game screen!



You can customize the game screen to your taste with "DARTSLIVE THEME" and "AWARD MOVIE". Pick your favorite THEME and MOVIE from a wide variety of designs and categories.

## CCD Camera Assisted Online Match



This enables you to play darts via the network with players all over the world. Enjoy expanding communication through the camera and with the use of sticker function and overpass the language border!

## A quick introduction to DARTSLIVE member page!



- Use "Where Now?" function to find out where your friends are playing darts right now.
- Click this tab to see the latest news and information.
- You can display your nickname on the game screen, and also you can create your own catchphrase. This icon indicates the THEME currently set to your card.
- Your play data is available for viewing from here.
- You can modify THEME settings and buy new ones.



# HOW TO PLAY DARTSLIVE2

## Things to do before playing on DARTSLIVE2

### BEFORE YOU START THE GAME

- 1 Purchase a DARTSLIVE MEMBERS CARD (IC Card).**  
Please ask shop staff to assist you with your IC Card purchase.



- 2 Access DARTSLIVE membership registration page (<http://www.dartslive.com/>).**



**ACCESS NOW!!**




- 3 Fill out the required information and complete the registration process.**  
Go to [Settings], [Card Name] and register your name.  
Bookmark your member page for easy access in the future!

## How to start the game

### HOW TO PLAY THE GAME



Insert coins and just press one of the **START** buttons to select a game!



- 2** Select the number of players and start the game!



## SCORING

### HOW TO COUNT THE SCORE

#### BULL

50 points: Depending on the games, 25 points are awarded for hitting the Outer Bull (SINGLE BULL) and 50 points for hitting the Inner Bull (DOUBLE BULL).

#### SINGLE


Hitting the SINGLE segment will score the value of that number.

#### DOUBLE

Hitting the DOUBLE segment will score double the points value of that number.


#### TRIPLE

Hitting the TRIPLE segment will score triple the points value of that number.



# AWARD MOVIE

Customize your AWARD screen to further spice up the games!



## What is AWARD MOVIE?


"AWARD MOVIE" is the animations displayed on the screen during the game when various award shots such as Hat Trick and TON80 are achieved. Check out the great visual and sound effects of the movies. Customize each AWARD screen for your liking.



## How and Where to Get AWARD MOVIE

### Getting AWARD MOVIE in TouchLive

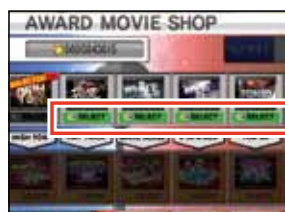
[DARTS] ⇒ [AWARD MOVIE SHOP]

The highlighted AWARD MOVIEs are available for purchase. Please click/touch  mark to check purchasing terms and conditions for the ones grayed out.



## Let's Set the AWARD MOVIE

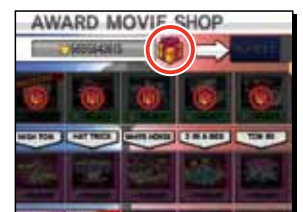
AWARD MOVIE can be set to your card in the "AWARD MOVIE SHOP". **SELECT** mark is displayed next to the movies available for display. Just touch the **SELECT** button of the AWARD MOVIE of your choice to complete the setting.



## You can give AWARD MOVIE as a present!

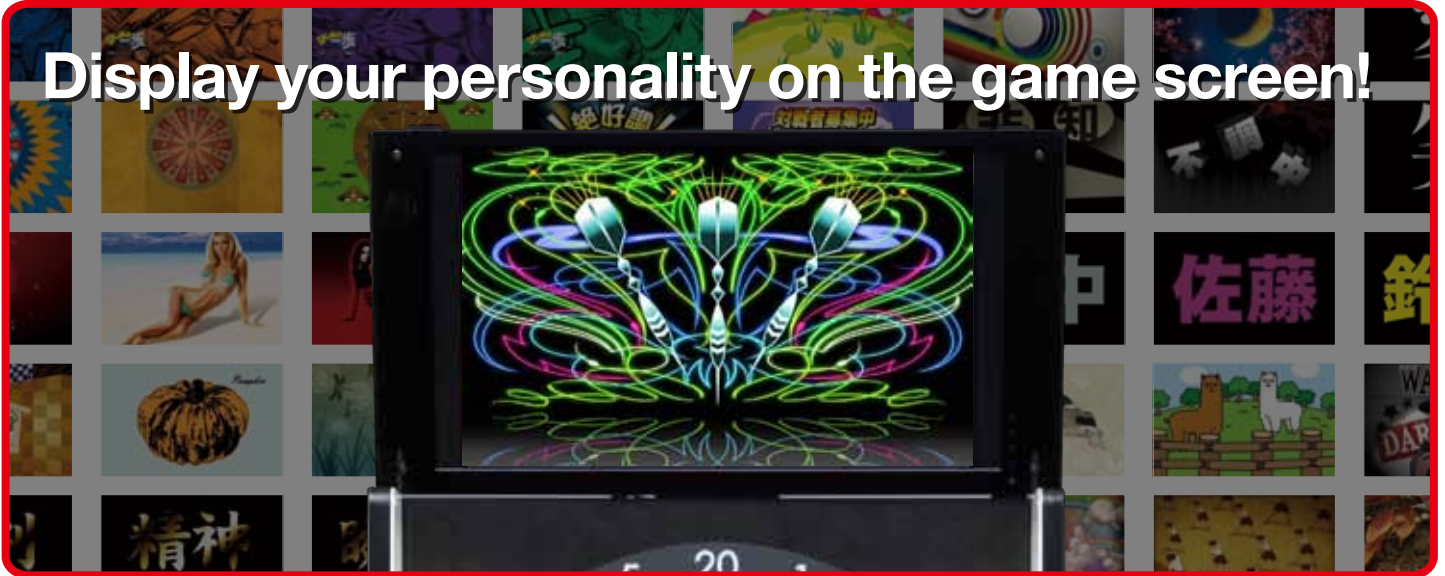
You can give AWARD MOVIEs from your collection to your friends. All you need to do is insert two cards into TouchLive card slot and select "AWARD MOVIE SHOP".

\*Please note that the AWARD MOVIE presented to your friend will be transferred and disappears from your collection.



# DARTSLIVE THEME

Display your personality on the game screen!



## What is DARTSLIVE THEME?

"DARTSLIVE THEME" enables you to arrange DARTSLIVE2 game screen with the design of your choice. Find your favorite THEMES from a wide range of designs! Some THEMES come with animations and special BULL visual effects!



## How and Where to Get DARTSLIVE THEME

### Getting a THEME in TouchLive

#### [DARTS]⇒[THEME SHOP]

In the THEME SHOP, you can purchase a THEME as a present for another player by inserting two cards into the TouchLive card slot.



### Getting a THEME in the Member Page

#### [THEME Menu]⇒[Purchase]

You can set the THEME of your choice to your card in the [Member Page-THEME Menu]. Register the frequently used THEMES to your "Favorite" for quick and easy access.




## How to Fully Utilize and Enjoy DARTSLIVE THEME



①You may be able to get a copy of the THEME from your opponent player when you play darts on DARTSLIVE2!?. The player who got his/her THEME copied will receive DARTSLIVE Points. \*Please note that some THEMES are not copyable.

②Some THEMES have animated designs, or special visual effects when BULL or TRIPLE20 is hit.



③In addition to the THEMES sold on monthly basis, there are many rare THEMES which you can only obtain during the promotions or at the event site. Check the information regularly and extend your THEME collection.

# CONTENTS

Great Selection of Games!!



01

## 01 GAMES

01 GAMES is the most popular dart game of all time. The game progresses by reducing player's own score and the first player who reduces his/her score to exactly 0 wins. If the player scores more points than his/her remaining score, that round is considered "busted", and her/his score will reset to the score from previous round.



## CRICKET GAMES

01 GAMES as well as "CRICKET" is being played in many open championships. This is a strategic game using the numbers 20-15 and BULL as targets. The player with the highest total score wins the game. Gameplay tactic is the key to win.



## PRACTICE GAMES

"PRACTICE GAMES" help you to polish your skills. There is a whole variety of great games in this category such as COUNT-UP which is designed only for aiming at high scoring sections and EAGLE'S EYE which scores nothing unless the BULL is hit.



## PARTY GAMES

"PARTY GAMES" is the definite choice to enjoy with your group of friends. This category offers you a variety of games with fun animations. Do you wanna play LUCKY BALLOON to test your nerve or enjoy "飲飲! —Yum Yum—" 8 short games? The choice is yours!!



## MATCH GAMES

MATCH GAMES are for those who want a real match. Numerous combinations of games such as 01 & CRICKET medley are available, waiting for your challenge. In 3 LEG MEDLEY, win 2 games to win the match. There are also 5LEG MEDLEY and 7LEG MEDLEY.



## GLOBAL MATCH

"GLOBAL MATCH" enables you to play darts via the network with players all over the world. Enjoy expanding communication through the camera and with the use of sticker function and overpass the language boarder!



## CARD

You can view your play data stored on your DARTSLIVE MEMBERS CARD. Check your RATING which is derived from 01 and STANDARD CRICKET game results. Know your darts level and use it to boost your motivation.





# 01 GAMES

01 GAMES [301/501/701/901/1101/1501]

## Get Your Score Exactly Down to "0"!



### GAME RULES

Reduce the score from starting points which correspond to the name of the game. The first player who reduces his/her score to exactly zero wins the game. If the player scores more points than his/her remaining score, that round is considered "busted", and her/his score will reset to the score from previous round.

### ONE POINT!

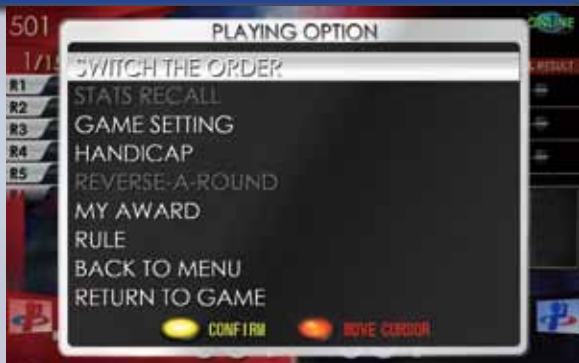
Aim for the high score targets at the start of the game and when the remaining score is near zero, arrange it to a nice and easy finishing number.

### NUMBER OF PLAYERS

1-4 people (Doubles 2-8 people)

### Problems during the gameplay...!?

## [PLAYING OPTION]



Pressing **START button (yellow button)** during the game displays the **"PLAYING OPTION"** on the screen.

### Changing the game rules

Go to **PLAYING OPTION**, then choose **"GAME SETTINGS"**. Detail rule settings such as game scoring and game completion are available. (Enabled only at the start of the game)



### **"FREEZE"** option is recommended when playing 01 games with 4 people.

Split up into teams of 2. When **FREEZE** option is selected, you cannot finish the game unless your partner's remaining score becomes less than the total score of your opponent team.

### Changing the "THROWING ORDER" or "NUMBER OF PLAYERS"



Go to **PLAYING OPTION**, then choose

### **"SWITCH THE ORDER"**.

You can determine the new throwing order without reinserting cards. (Enabled only at the start of the game)

### Setting "HANDICAPS"

Go to **PLAYING OPTION**, then choose **"HANDICAPS"**.

"HANDICAPS" option can be applied if players' skill levels are out of balance. (Enabled only at the start of the game)

### Threw in the wrong order

Go to **PLAYING OPTION**, then choose **"REVERSE-A-ROUND"**.

The game can be reversed to the previous round if the player throws in the wrong order by mistake. (Only available in some games)



# STANDARD CRICKET

## CRICKET GAMES

# One of the most commonly played strategy games around the world!



### GAME RULES

Cricket target numbers are 20 to 15 and BULL. Hit (Mark the same target 3 times (Hitting Single, Double and Triple segment is considered as 1 Mark, 2 Mark and 3Mark respectively) to secure that number as your scoring area and compete for a higher total score.

### ONE POINT!


You can void your opponent's scoring area by closing that number.

\*Please read detailed game rules at lower left.

### NUMBER OF PLAYERS

1-4 people (Doubles 2-8 people)

### Scoring is possible only after 3 Marks on the target number!




After 3 Marks on the same target, it becomes available for scoring. This number has become your scoring area and you can start gaining points by hitting it again.

### Close the opponent's scoring areas!



Although you can not earn any points for hitting the opponent's scoring target number, you can close such target after 3 Marks. No one will be able to score from the closed target.

### To score or to close?



A player with the highest score when all target numbers are closed or all rounds are completed, wins. Should you hit your own scoring target for more points or should you close an opponent's scoring area? Your tactic is the key to this game.



# CUT THROAT

## CRICKET GAMES

# Games for 3 or more people! CRICKET BATTLE ROYAL!

### GAME RULES

All CRICKET games with 3 or more players will switch to CUT THROAT mode. (the game mode is changeable) The basic game rules are the same as STANDARD CRICKET. The only difference is the points scored will be added to the opponents, and so the player with the lowest score wins.



NUMBER OF PLAYERS 3-4 people (Doubles 4-8 people)





## RANDOM CRICKET



### Random target CRICKET game!!

The computer will randomly select 6 numbers and the BULL as the targets in every new game. Let's see how your luck is with this game! Is your favorite number included in the random target?



## HIDDEN CRICKET



### Find the hidden CRICKET target numbers!!

All randomly selected target numbers are hidden at the start of the game and they will only be revealed when they are hit.



## SELECT-A-CRICKET



### Select any numbers for this CRICKET game!

This is a CRICKET game with 7 target numbers chosen by the players. If you are beginners, select adjacent segment numbers as the targets to lower the difficulty of the game. You can customize the game according to your skill level.



## ALL NUMBERS CRICKET



### A fun filled CRICKET game with no missed shots!!

Since all numbers are targets, players should first turn the favorite numbers into their own scoring areas.



# COUNT-UP

## PRACTICE GAMES

Let's start with the basics!  
Just aim for the high scores!



### GAME RULES

Total up all the hit points, the player with the highest accumulated score from all rounds wins.

### ONE POINT!

Aiming for TRIPLE is one way of playing this game. But, hitting the BULL in the middle is the basic yet the best approach. If you are a beginner, try scoring 400 points first and then go for a higher score!

### NUMBER OF PLAYERS

1-4 people (Doubles 2-8 people)



# SHOOT OUT

## PRACTICE GAMES

Scores multiply! Helps you to turn the tables!



### GAME RULES

"The target number hit" x "The No. of opened areas" = "Your Points". The closer toward the end of the game, the better chance for higher scoring. Remember, each target number can only be scored once.

### ONE POINT!

The multipliers may become 20 times or more toward the end of the game, so the trick is to aim at the lower numbers when the multipliers are low at the beginning; and reserve the higher numbers for the larger multipliers at the end.

### NUMBER OF PLAYERS

1-4 people (Doubles 2-8 people)



## CRICKET COUNT-UP



### A challenging crack shot game!

Players must hit the designated cricket numbers (20 to 15 and BULL) and the one with the highest total score wins the game. This is an ideal game for practicing STANDARD CRICKET numbers.



## EAGLE'S EYE



### Just aim for the BULL and start your LEVEL-UP journey!

BULL is the only scoring area. SINGLE BULL is worth 25 points and DOUBLE BULL is worth 50 points. This is a practice game for advanced players.



## HALF-IT



### Thrilling practice game! Score will be cut down to half if missed!

Game begins with 40 points starting score. Points will be added by hitting the designated target numbers in each round. The score will be reduced by half, if you miss the target with all 3 throws.



## MULTIPLE COUNT-UP



### Second throw scores double and the third throw scores triple!

At each round, first throw scores one times, second throw scores two times, and the third throw scores three times the point hit. Compete for the highest accumulated score from all rounds.



# LUCKY BALLOON

## PARTY GAMES

Simple but exciting balloon game for players of all levels!



### GAME RULES

The balloon inflates according to the points scored by players. The one who pops the balloon lose the game. Each player can choose to throw 1, 2 or 3 darts. But, when "UnLucky" sign appears at your turn, you MUST throw all 3 darts.

### ONE POINT!

Be careful! The player who keeps hitting the low point numbers will be branded a "Chicken". This purely luck-based game can be enjoyed among players with different skill levels.

### NUMBER OF PLAYERS

2-4 people (Doubles 3-8 people)



# 飲飲! —Yum Yum—

## PARTY GAMES

Play 飲飲! —Yum Yum—!! if you want to party with your friends!



### GAME RULES

Different mini game randomly appears in each round. Enjoy 8 rounds of 8 exciting games. DRINK POINTS are added to players according to each mini game result.

### ONE POINT!

Watch out!! Double DRINK POINTs will be awarded for the last mini game. This could be the turning point of the entire game.

### NUMBER OF PLAYERS

2-4 people (Doubles 3-8 people)



# CASTLE BOMBER

## PARTY GAMES

### Destroy the castle and banish the enemy king!



#### GAME RULES

The enemy walls will fall when the target numbers on them are hit. If the entire walls collapse and the enemy soldiers and the king are destroyed, the game is over. One hit will cause the white wall to fall, others will need two hits. Hit your own wall numbers to rebuild the wall. 1 point is awarded for hitting the wall and 5 points each for hitting a soldier or a king.

#### ONE POINT!

Hitting the BULL will break all cracked walls. Beware that your own walls will also collapse.

#### NUMBER OF PLAYERS

2-4 people (Doubles 3-8 people)



# SURVIVOR

## PARTY GAMES

### Smash down and KO your opponents!



#### GAME RULES

Each player's "LIFE" (Score) starts with 300 points. Predetermined target numbers will be assigned to each player in every round. Hitting the opponents' numbers will reduce their LIFE and hitting your own numbers will recover your LIFE. The game will be over when LIFE point reaches 0.

#### ONE POINT!

Hitting the BULL will cause damages to everyone's LIFE. (Single BULL 10pts, Double BULL 20pts)

#### NUMBER OF PLAYERS

2-4 people (Doubles 3-8 people)



## UNDER THE HAT



### Pile up your hats and defend your "LIFE POINT"!

In order to pile up the hats, a player must score higher than the previous player, or else LIFE POINT will be reduced. GAME OVER when LIFE POINT is reduced to 0.



## SEVENS HEAVEN



### Hit the 777 Jackpot !! Try this exhilarating slot game!

The points you hit are added to the value on the reel (counter). If you manage to adjust the reel to the value containing the number 7, the points hit will be added to your score, otherwise the points hit will be accumulated to the "POOL" for the next player who turns the reel value containing the number 7. All the points in the "JACKPOT" will be awarded to the player who hits the 777!



## BIG BULL



### DARTSLIVE original COUNT-UP game gives everyone BULL hitting experiences!

Game rules are the same as COUNT-UP, the only difference is anywhere inside the TRIPLE RING is considered the BULL. (\*This game is available only on the boards with LED illuminated target.)



# MEDLEY



**MATCH GAMES [3LEG/5LEG/7LEG MEDLEY]**

## It's time for a head-on fight!



### GAME RULES

This is a serious 01 and CRICKET match. Numerous combinations of other medley games are also available, waiting for your challenge. 501 & STANDARD CRICKET is the most popular game combination.

### ONE POINT!

"Cork" determines who throws first and it is the first critical point of the game. Your mental toughness is also a key to win this game.

### NUMBER OF PLAYERS

2 people (Doubles 3-4 people)

## The nerve wracking match!! [MATCH MEDLEY]



### Battle with 3LEG MEDLEY!

#### "LEG 1" - Deciding the throwing order.

CORK will be used to decide the throwing order. Each player makes one throw, the one shoots closest to the center goes first.

#### "LEG 2" - The loser goes first.

The loser of LEG 1 throws first.

#### "LEG 3" - In case of a tie, play one more game.

If it is a tie, the throwing order for LEG 3 will need to be decided again. The winner of CORK can either pick the throwing order or get to choose the game for the final leg.

### Using "COIN TOSS" to decide the throwing order.



Press BULL on the CORK screen to perform "COIN TOSS".

This can be used to determine CORK order and/or throwing order.

### PLAYER'S CHOICE



When the typical game combos get dull, pick your own favorite combination in "PLAYER'S CHOICE".

Other than 01 and STANDARD CRICKET, there are also COUNT-UP games to choose from.

### AVAILABLE GAMES

- 501-STANDARD CRICKET
- 701-STANDARD CRICKET
- 701 (Master Out)-STANDARD CRICKET
- 901-STANDARD CRICKET
- 901 (Master Out)-
- STANDARD CRICKET
- STANDARD CRICKET-501
- STANDARD CRICKET-701
- 301-301
- 501-501
- 701-701
- PLAYER'S CHOICE



# GLOBAL MATCH

## Play darts online with players all around the world!



### GAME RULES

GLOBAL MATCH enables you to play 701 and STANDARD CRICKET online match against players from all over the world. (\*DARTSLIVE CARD is required)

### NUMBER OF PLAYERS

1 (Doubles 2)



## Do you wanna compete against players in other countries?



Check national flag icons and find your opponent players from a variety of countries & regions such as Asia, North America and Europe. Communicating with your new darts mate via the camera is another fun part of this game.



## Do you want to enjoy playing with people with different skill levels?



Doubles and/or Auto Handicap match are recommended to enjoy the competition among players with different skill levels.



## Express your feelings!



The universally recognized language, the "Sticker" helps you to express your feelings to your opponents.





# CARD

## What is your darts skill level?



### Data Management

Rating is derived from 01 and STANDARD CRICKET game results recorded on the DARTSLIVE MEMBERS CARD. Players' rating information is available for viewing on DARTSLIVE2, TouchLive and in the member page. Know your darts level and use it to boost your motivation.

### 1 CATCH PHRASE

Player's Catch Phrase as well as Nickname are displayed on DARTSLIVE2 screen. Give yourself a groovy nickname and catch phrase and impress others!

### 2 CARD NAME

Enter your card name in the user settings page while registering your card. Your nick name will always be displayed on DARTSLIVE2 game screen.

### 3 FLIGHT

Based on the RATING described in ④, players' skill levels are categorized into 7 different FLIGHTS ranging from C to SA (highest level). Generally, players play in different flight during the tournament according to their skill levels. (The FLIGHT displayed here is the DARTSLIVE2 original FLIGHT information)

### 4 RATING

Accumulated STATS (see ⑧) data are evaluated and classified into 18 levels of RATING, being 1 the lowest skill level, and 18 the highest. Players use RATING as their darts performance index when participating in the tournament. (The RATING displayed here is the DARTSLIVE2 original RATING information)

### 5 HOME

Which location do you frequently visit? If you have a favorite bar, then register it as your HOME location. Having a HOME helps you to mingle with other players and can enhance your darts experience.

### 6 POINTS

DARTSLIVE Points are awarded according to the number of people you play with. If you play 10 games with other players, you may win a big bonus points.

### 7 THEME

An icon of the DARTSLIVE THEME currently set to your card is displayed. There is a great variety of DARTSLIVE THEME available for selection to suit your needs.

### 8 STATS

01 STATS is the average score of each round and CRICKET STATS is the average marks of each round. STATS results are displayed on the screen after the game.

### 9 HIGH SCORE

The player's COUNT-UP best score is displayed. All points hit are simply added to the score in COUNT-UP game. This simple game is recommended even for inexperienced players. Enjoy practicing darts!

### 10 HOME Shop Registration

Press **P3 button** on the CARD DATA screen to register your "HOME Shop". Visit your member page to view your ranking in the HOME shop and check who is playing there now.

# Learn proper techniques and get high scores! Just throw darts!

Action speaks louder than words.

## 1 GRIP

### GRIP Properly!

Maintain the balance of dart and hold it naturally. (Don't squeeze the dart!)

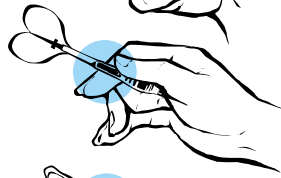
#### 1 Find the center of gravity of the dart.

Place the dart on your index finger and find the point where it can be balanced horizontally.



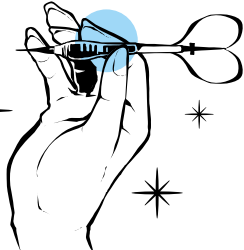
#### 2 Hold the dart between thumb and index finger.

Hold the dart by placing the center of balance of the dart between your index finger's first joint and the ball of thumb.



#### 3 Cocking the wrist.

When you cock your wrist, ensure that the tip of the dart is aimed at the target.



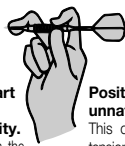
### BAD GRIP



**Holding with fingertips.**  
The dart becomes unstable and makes it difficult to control the throwing direction.



**Holding the dart far behind the center of gravity.**  
You cannot maintain the balance of the dart and cannot throw consistently.




**Positioning fingers unnaturally.**  
This causes too much tension in your fingertips and makes it difficult to control your throw.

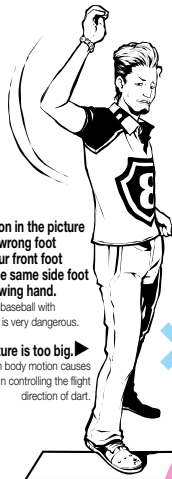
## 2 STANCE

### STAND STEADILY

Stand steadily while using your front leg as a prop to support your body weight.



◀ The person in the picture is placing a wrong foot forward. Your front foot should be the same side foot as your throwing hand. Throwing like a baseball with excessive force is very dangerous.



▶ Body posture is too big. Too much body motion causes difficulties in controlling the flight direction of dart.

### BAD STANCE




9:1

## 3 THROWING

### Throw with smooth and steady rhythm!

The elbow works as a fulcrum and supports forearm movement. Throw the dart as if you are throwing a paper airplane.



Too much elbow movement. This result in unstable throwing position and hence, you cannot aim the target accurately.

### BAD THROWING